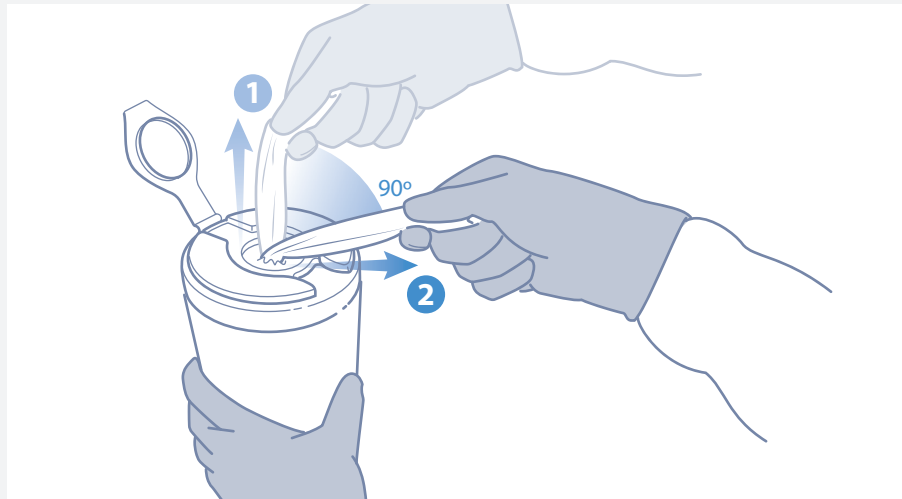


CaviWipes™

Step 1: Clean before disinfecting

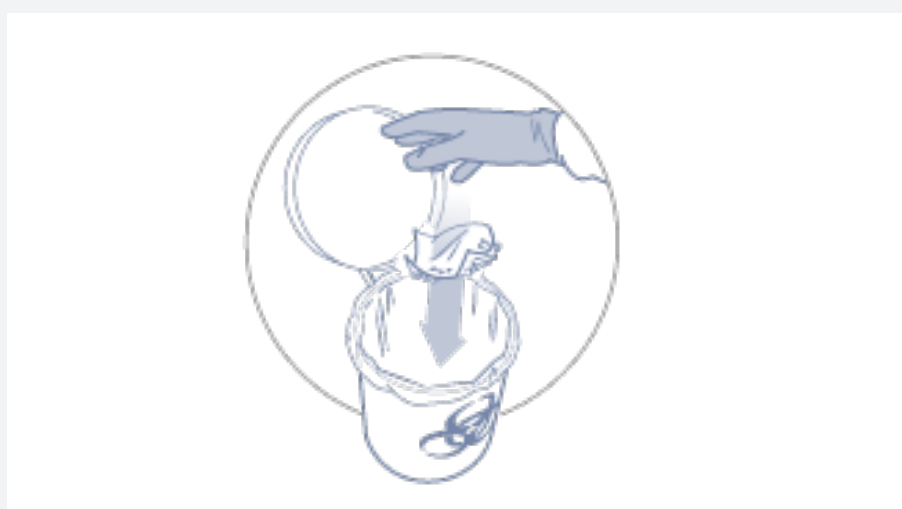
1. Pull out CaviWipes towellette, tearing at a 90° angle.



2. Use CaviWipes towelette(s) to completely pre-clean surface of all gross debris.



3. Dispose of used towelette in accordance with Federal, State, and local regulations for infectious materials disposal.



CaviWipes are intermediate level disinfectants recommended for use on hard, non-porous surfaces in healthcare settings.

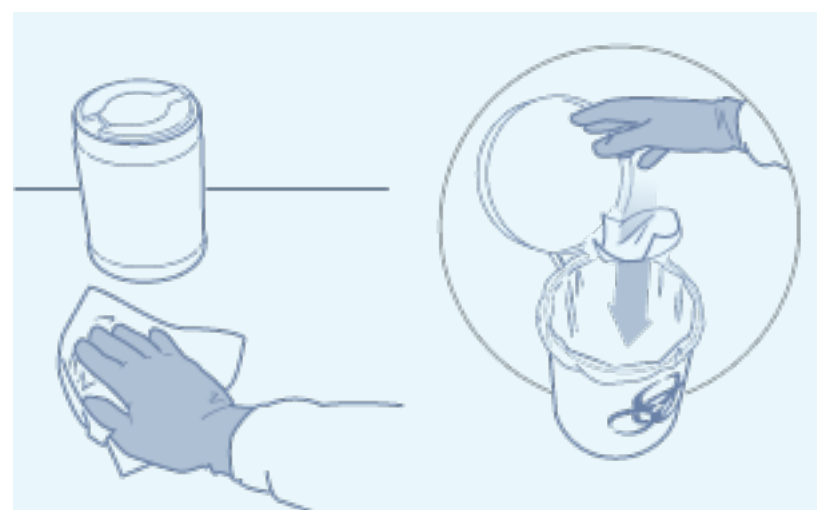
- Effective against TB and MRSA in 3 minutes
- Effective against HIV-1, HBV, and HCV in 2 minutes
- For use on hard non-porous surfaces
- Cleaner and disinfectant

Step 2: Disinfect after cleaning

1. Pull out CaviWipes towellette, tearing at a 90° angle.



2. Disinfect surface with towelette. Leave surface wet for 3 minutes. Dispose of used towelette in accordance with Federal, State, and local regulations for infectious materials disposal.



Ordering Information

Part No.	Description	Packaging
13-1100	CaviWipes, 6" x 6 3/4" (canister of 160)	12 canisters / case
10-1090	CaviWipes, 6" x 6 3/4" (canister of 220)	12 canisters / case
13-1150	CaviWipes XL, 9" x 12" (canister of 65)	12 canisters / case
13-1155	CaviWipes XL, 9" x 12" (box of 50)	6 boxes / case
13-1224	CaviWipes, Flat Packs, 7" x 9" (pack of 45)	20 packs / case
13-1175	CaviWipes canister wall bracket	12 brackets / case
13-1185	Flat Pack Wall Mount	20 mounts / case

